


MGX56

Benchttop laser
thickness gauge.



POWERFULLY BUILT FOR EXTENDED REACH



Scan for digital
download.


+1 613-287-0171
mategauge.com



LASER TRIANGULATION TECHNOLOGY FOR NON-CONTACT THICKNESS MEASUREMENT

The system uses two laser sensors – one above and one below the material – to measure thickness along a straight path. The sensors are mounted on actuator-powered arms that traverse the entire width of the material. The laser travels along the length of the table passing through the slot in the tabletop. The gauge measures thickness at a rate of 1000 to 5000 samples per second.

- ✓ Flexible Installation: easily set up your gauge in any suitable location.
- ✓ Alert system for sensor dirt accumulation
- ✓ Automatic Thickness Reference (TR) check compensates for thermal expansion
- ✓ Easy calibration every 3 months using NIST-traceable master block
- ✓ Quick cleaning process to minimize production disruption



mgOS SOFTWARE - PURPOSE-BUILT FOR OPERATOR EASE

Whether you're upgrading existing systems or implementing new ones, the MGX56 integrates with your systems through PLC connection and Ethernet ports. The Mate Gauge software filters and processes the thickness waveform to extract and record measurements and key performance indicators (KPIs). Measurement results are continuously published and displayed on a touchscreen display.



Measure flat products up to 56in wide

- Sample thickness measurement
- Sample width measurement



Data Visualization

- Real-time data visualizations designed for operator ease
- Touchscreen display



Custom App

- Virtual Micrometer settings
- Ability to set thickness KPIs



Automation with PLC

- Automatic changes in thickness, settings, and scan data.



PDF and .CSV reporting

- Data file downloads for offline analysis
- Trend tracking over run-time



Alert

- Configurable alert based on target specifications

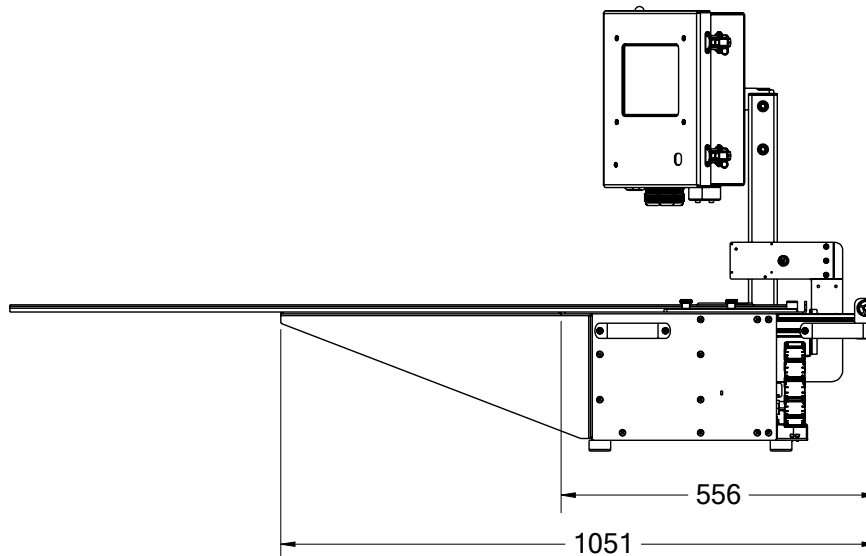
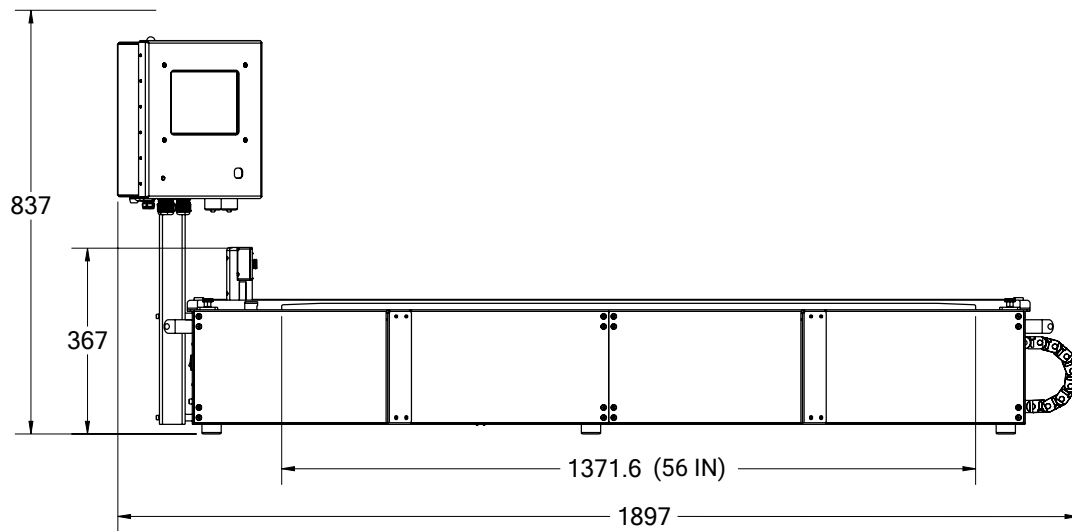
MGX56 SCHEMATICS

The following schematics illustrate the standard configuration of your Mate Gauge. This configuration includes the essential components and layout designed for general applications.

Different applications and sensors types require specific adjustments to the Mate Gauge configuration. We are committed to providing solutions tailored to your specific measurement needs.

[Contact Us](#)

System Drawings



WHAT IS INSIDE THE BOX?

The benchtop system is ready to run out-of-the-box. It includes two laser sensors, c-frame, scanning belt drive system, NIST traceable calibration reference block, a built-in touchscreen and measurement tray.



Laser Gauge



Power Cable



N.I.S.T. Traceable Calibration Block



Calibration Block Holder

MGX56 TECHNICAL SPECIFICATIONS

THICKNESS MEASUREMENTS DETAILS

Sensors	50 mm Standard		120 mm Standard	
Resolution	0.5 μ m	[0.00002 in]	0.5 μ m	[0.00002 in]
Accuracy (typical)	4 μ m	[0.00016 in]	30 μ m	[0.0012 in]
Stroke	1422 mm	[56 in]	1422 mm	[56 in]
Scanning Speed	150 mm/sec	[6 in/sec]	150 mm/sec	[6 in/sec]
Thickness Range	6 to 26 mm	[0.24 to 1 in]	0 to 115 mm	[0 to 4.5 in]
Measurement Frequency	1 to 5 kHz		1 to 5 kHz	

SUPPLY REQUIREMENTS

Line Unit	100-240 VAC @ 50/60Hz, 1.0-0.5A
HMI	100-240VAC @ 50/60Hz, 1.0-0.5A

WEIGHT

Complete Assembly	80 kg	[176 lbs]
-------------------	-------	-----------

PHYSICAL DIMENSIONS

Main Housing	1897x556x367 mm	[74.7x21.9x14.5 in]
--------------	-----------------	---------------------

ENVIRONMENTAL REQUIREMENTS

Operating Temperature	5 °C to 45 °C	[41 °F to 113 °F]
Humidity	< 90%	

SUPPORT AND SERVICES

Mate Gauge provides comprehensive support services to ensure optimal performance of your MGX56 system. From initial setup to ongoing maintenance, our team is committed to your success.



Try before you buy with our trial program.



Post-purchase support with on-call technicians



Product setup guidance and training



Beyond measure.

© 2024 Mate Gauge